



OKI – How Do We Grow From Here? – 2023 Public Questionnaire

Wednesday, May 10, 2023

www.oki.org

[f /okiregional](https://www.facebook.com/okiregional)

[t /okircog](https://www.tumblr.com/okircog)

www.oki.org

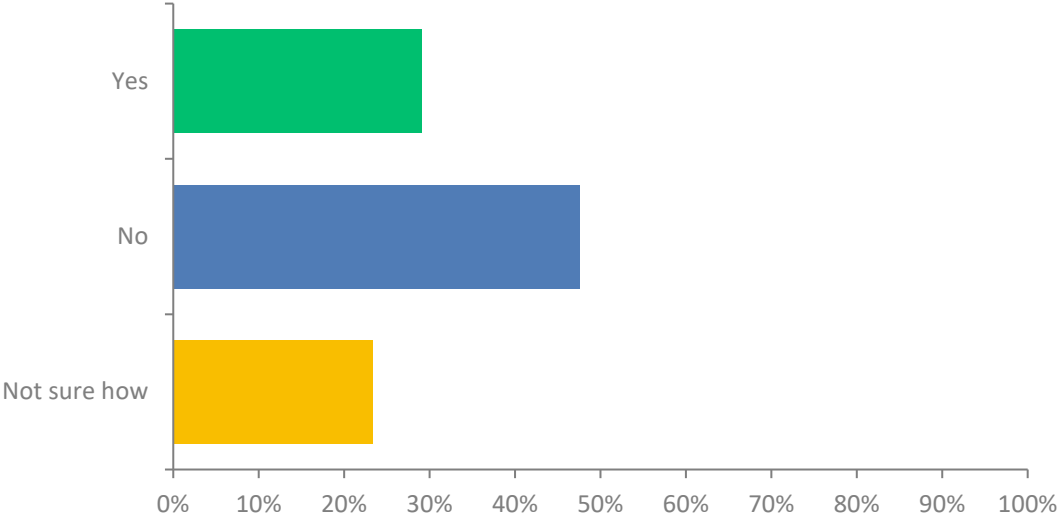
[f /okiregional](https://www.facebook.com/okiregional)

[t /okircog](https://www.tumblr.com/okircog)



Q2: Have you engaged in your community's comprehensive planning process?

Answered: 1961 ; 23



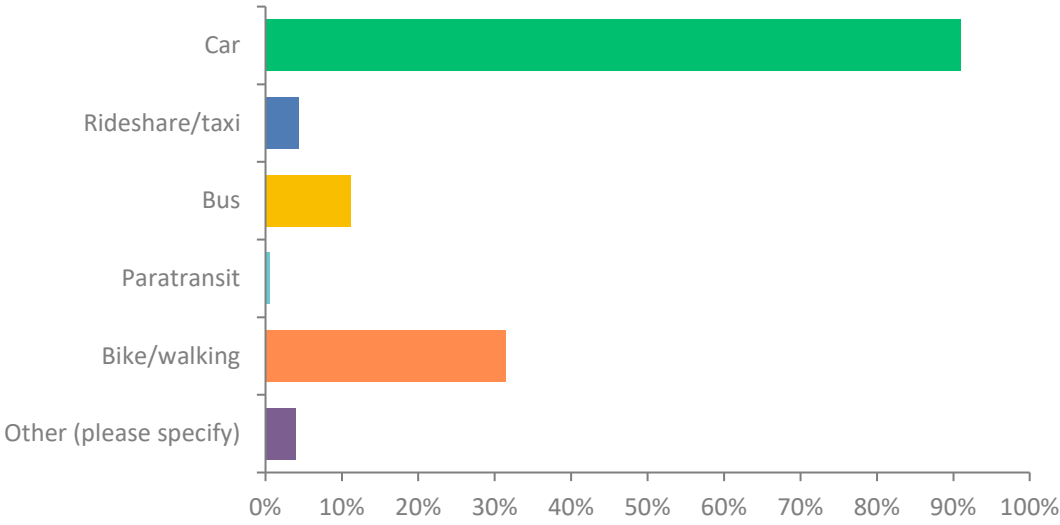
Q2: Have you engaged in your community's comprehensive planning process?

Answered: 1961 ; 23

ANSWER CHOICES	RESPONSES	
Yes	29.12%	571
No	47.58%	933
Not sure how	23.30%	457
TOTAL		1961

Q3: What is/are your primary mode(s) of transportation?

Answered: 1971 ; 13



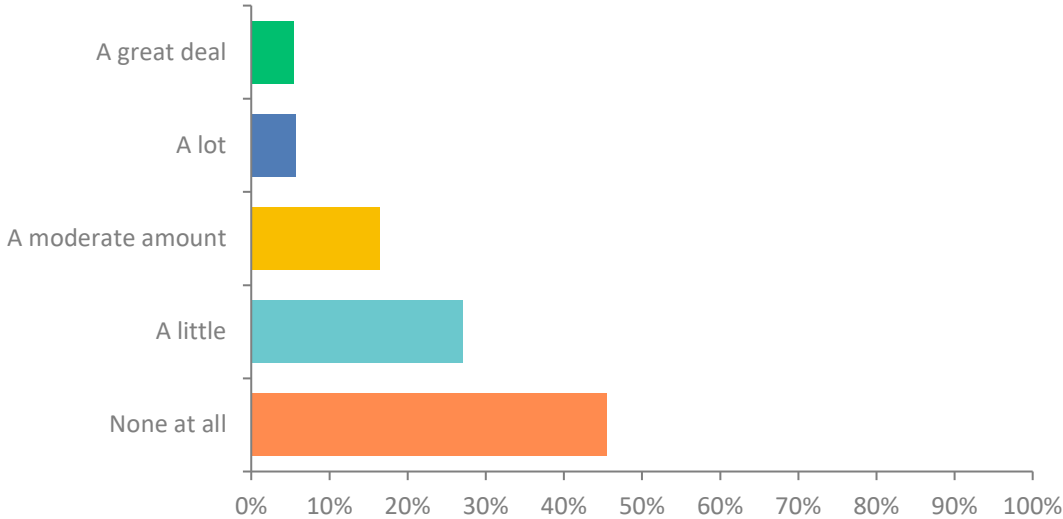
Q3: What is/are your primary mode(s) of transportation?

Answered: 1971 ; 13

ANSWER CHOICES	RESPONSES	
Car	90.97%	1793
Rideshare/taxi	4.41%	87
Bus	11.21%	221
Paratransit	0.56%	11
Bike/walking	31.46%	620
Other (please specify)	3.96%	78
TOTAL		2810

Q4: How much does the cost of transportation hinder you from going places in and around the greater Cincinnati region?

Answered: 1974 ; 10



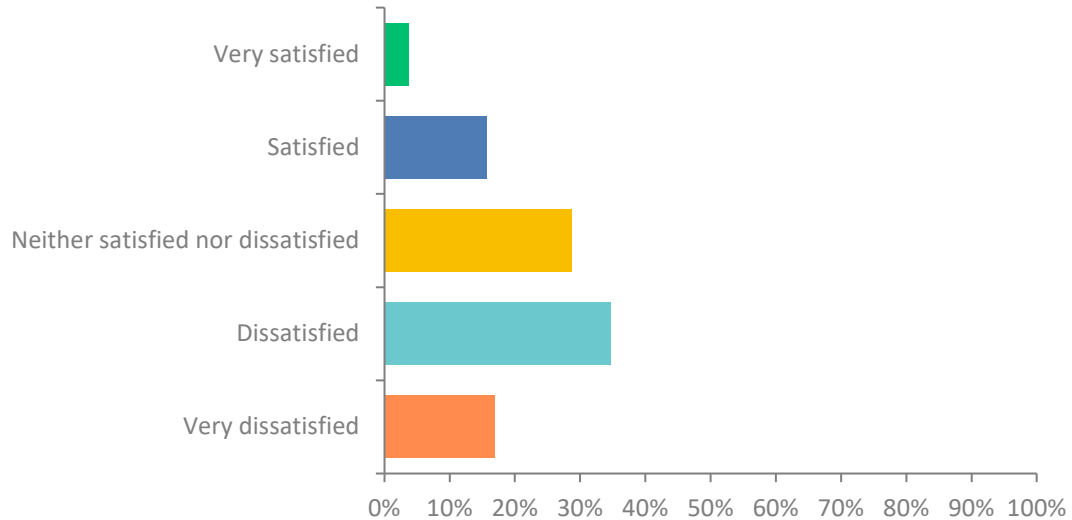
Q4: How much does the cost of transportation hinder you from going places in and around the greater Cincinnati region?

Answered: 1974 ; 10

ANSWER CHOICES	RESPONSES	
A great deal	5.47%	108
A lot	5.67%	112
A moderate amount	16.36%	323
A little	27.00%	533
None at all	45.49%	898
TOTAL		1974

Q5: How satisfied are you with the types of transportation services available to you for getting around the Cincinnati region?

Answered: 1975 ; 9



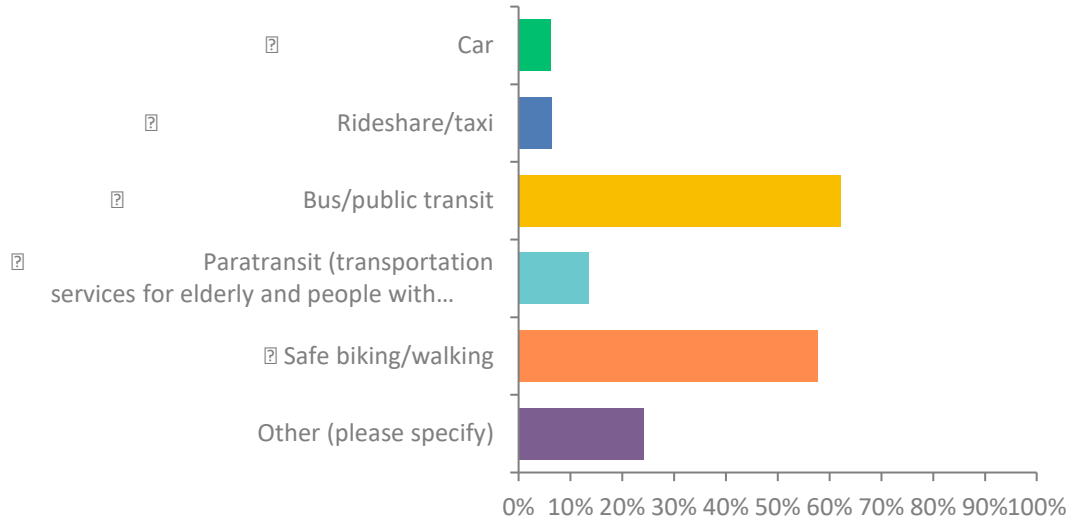
Q5: How satisfied are you with the types of transportation services available to you for getting around the Cincinnati region?

Answered: 1975 ; 9

ANSWER CHOICES	RESPONSES	
Very satisfied	3.80%	75
Satisfied	15.65%	309
Neither satisfied nor dissatisfied	28.76%	568
Dissatisfied	34.78%	687
Very dissatisfied	17.01%	336
TOTAL		1975

Q6: Which transportation modes do you wish were more accessible to you?

Answered: 1869 ; 115



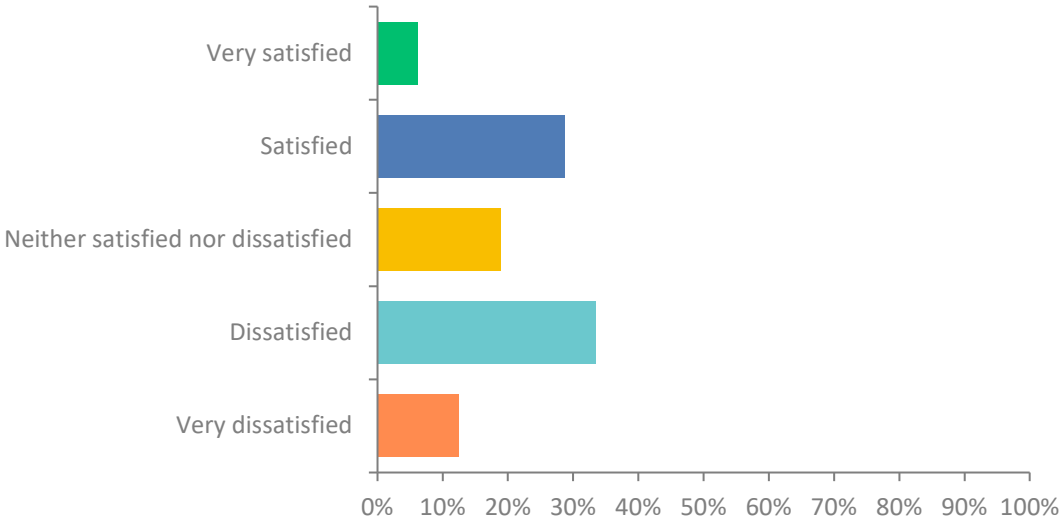
Q6: Which transportation modes do you wish were more accessible to you?

Answered: 1869 ; 115

ANSWER CHOICES		RESPONSES	
<input type="checkbox"/>	Car	6.15%	115
<input type="checkbox"/>	Rideshare/taxi	6.42%	120
<input type="checkbox"/>	Bus/public transit	62.12%	1161
<input type="checkbox"/>	Paratransit (transportation services for elderly and people with disabilities)	13.48%	252
<input type="checkbox"/>	Safe biking/walking	57.78%	1080
	Other (please specify)	24.18%	452
TOTAL			3180

Q7: How satisfied are you with the pedestrian sidewalks/paths where you live, work, or attend school?

Answered: 1902 ; 82



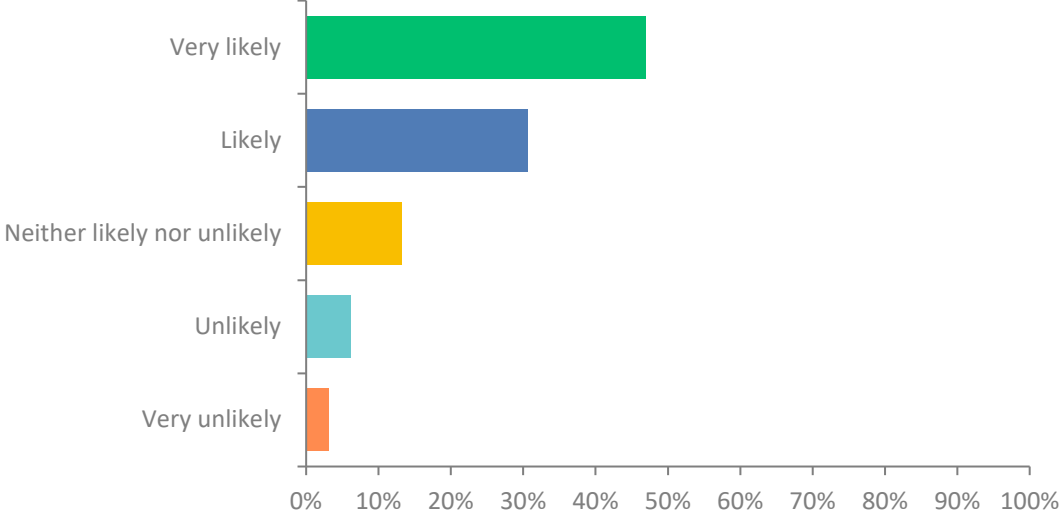
Q7: How satisfied are you with the pedestrian sidewalks/paths where you live, work, or attend school?

Answered: 1902 ; 82

ANSWER CHOICES	RESPONSES	
Very satisfied	6.20%	118
Satisfied	28.81%	548
Neither satisfied nor dissatisfied	18.98%	361
Dissatisfied	33.54%	638
Very dissatisfied	12.46%	237
TOTAL		1902

Q8: How likely would you be to walk to nearby destinations if more sidewalks/paths were in place?

Answered: 1901 ; 83



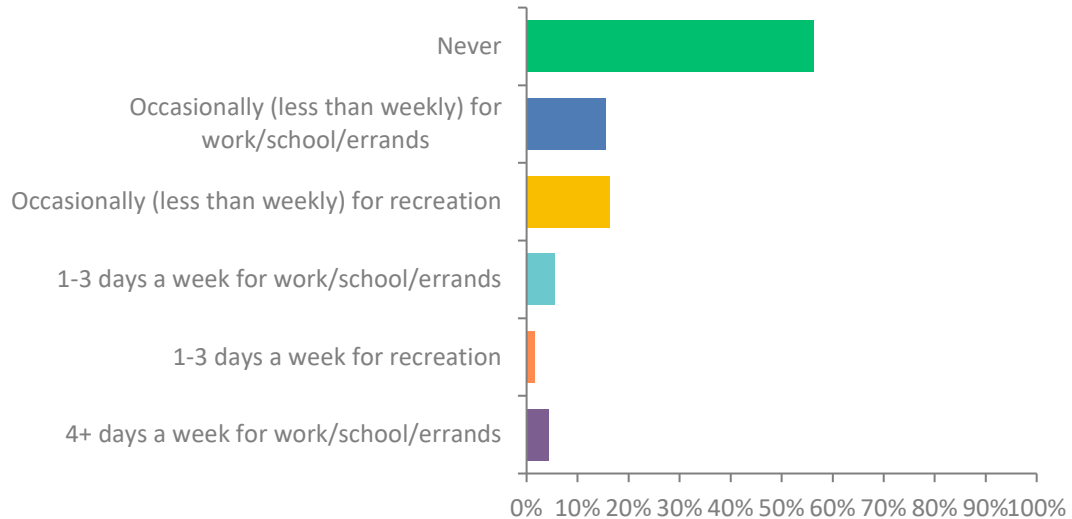
Q8: How likely would you be to walk to nearby destinations if more sidewalks/paths were in place?

Answered: 1901 ; 83

ANSWER CHOICES	RESPONSES	
Very likely	46.92%	892
Likely	30.67%	583
Neither likely nor unlikely	13.15%	250
Unlikely	6.10%	116
Very unlikely	3.16%	60
TOTAL		1901

Q9: How frequently do you use public transit and what is your primary purpose?

Answered: 1904 ; 80



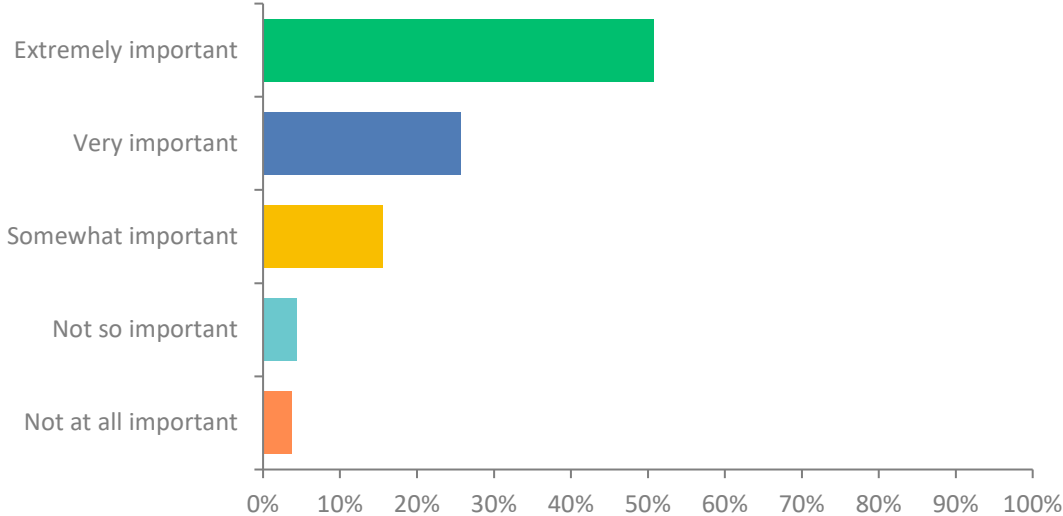
Q9: How frequently do you use public transit and what is your primary purpose?

Answered: 1904 ; 80

ANSWER CHOICES	RESPONSES	
Never	56.36%	1073
Occasionally (less than weekly) for work/school/errands	15.65%	298
Occasionally (less than weekly) for recreation	16.39%	312
1-3 days a week for work/school/errands	5.51%	105
1-3 days a week for recreation	1.68%	32
4+ days a week for work/school/errands	4.41%	84
TOTAL		1904

Q10: How important is it to you to have the option to safely walk or bike to run errands and/or get exercise in your community?

Answered: 1827 ; 157



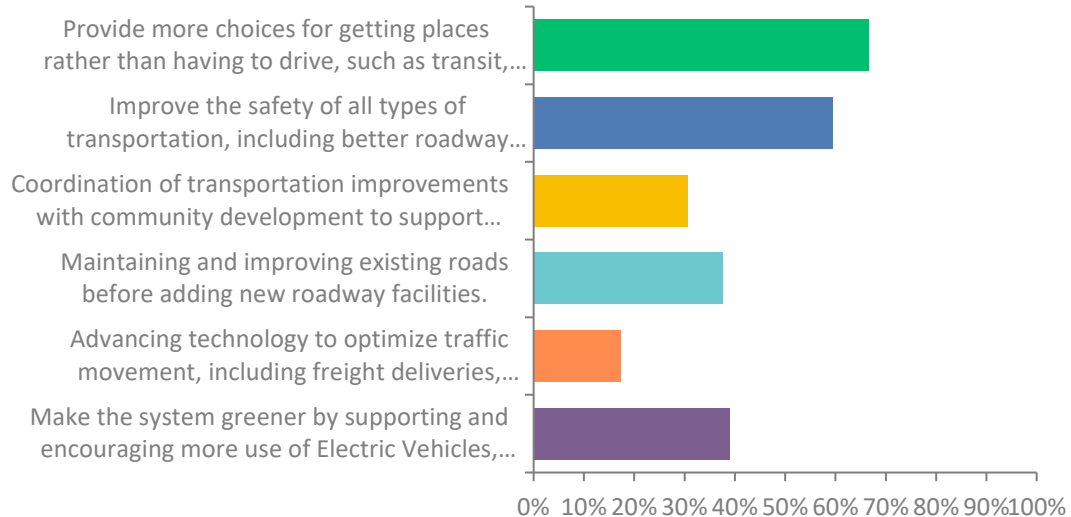
Q10: How important is it to you to have the option to safely walk or bike to run errands and/or get exercise in your community?

Answered: 1827 ; 157

ANSWER CHOICES	RESPONSES	
Extremely important	50.68%	926
Very important	25.62%	468
Somewhat important	15.60%	285
Not so important	4.43%	81
Not at all important	3.67%	67
TOTAL		1827

Q11: When planning the region's future transportation system, which of these is most important to you? (choose up to 3)

Answered: 1827 ; 157



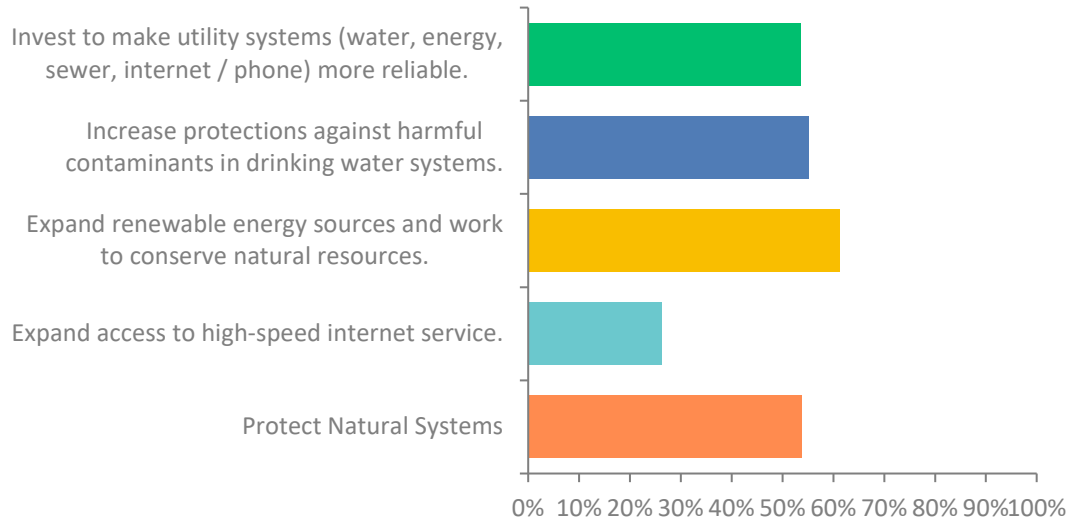
Q11: When planning the region's future transportation system, which of these is most important to you? (choose up to 3)

Answered: 1827 ; 157

ANSWER CHOICES	RESPONSES	
Provide more choices for getting places rather than having to drive, such as transit, bike, and pedestrian alternatives.	66.61%	1217
Improve the safety of all types of transportation, including better roadway and intersection designs, barriers for bike lines along roadways, traffic calming in neighborhoods and pedestrian-dense areas, and embracing more autonomous vehicle technologies.	59.44%	1086
Coordination of transportation improvements with community development to support local economic development goals.	30.71%	561
Maintaining and improving existing roads before adding new roadway facilities.	37.55%	686

Q12: As local decision makers look to the future of public utility services, which of these is most important to you? (choose up to 3)

Answered: 1809 ; 175



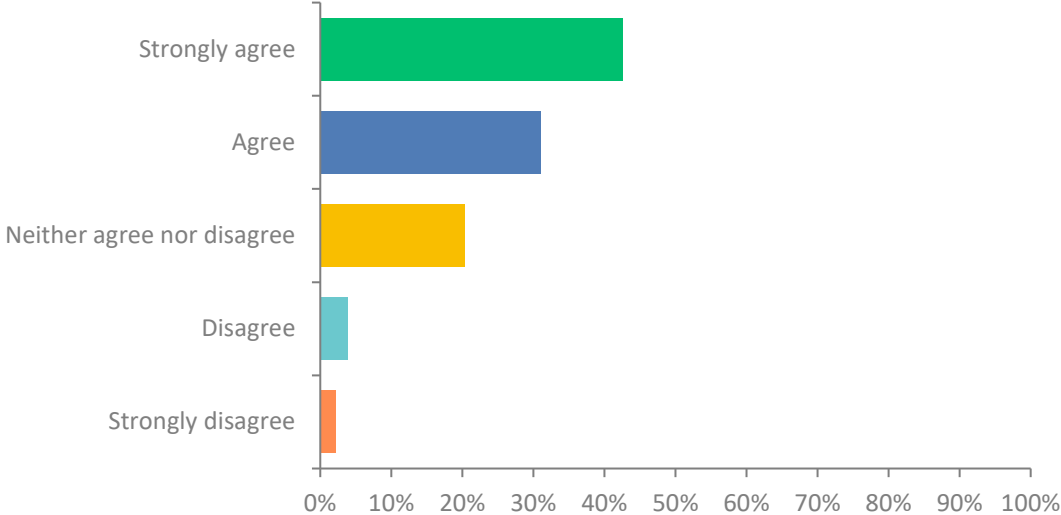
Q12: As local decision makers look to the future of public utility services, which of these is most important to you? (choose up to 3)

Answered: 1809 ; 175

ANSWER CHOICES	RESPONSES	
Invest to make utility systems (water, energy, sewer, internet / phone) more reliable.	53.68%	971
Increase protections against harmful contaminants in drinking water systems.	55.11%	997
Expand renewable energy sources and work to conserve natural resources.	61.30%	1109
Expand access to high-speed internet service.	26.31%	476
Protect Natural Systems	53.79%	973
TOTAL		4526

Q13: It is important to support more community-based food production such as community gardens.

Answered: 1788 ; 196



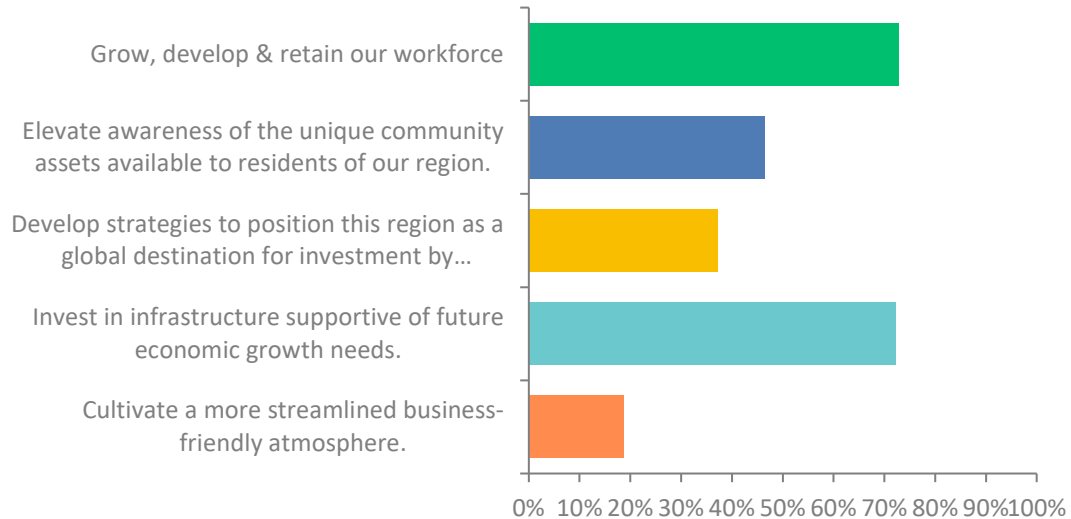
Q13: It is important to support more community-based food production such as community gardens.

Answered: 1788 ; 196

ANSWER CHOICES	RESPONSES	
Strongly agree	42.62%	762
Agree	30.98%	554
Neither agree nor disagree	20.36%	364
Disagree	3.91%	70
Strongly disagree	2.13%	38
TOTAL		1788

Q14: As our region strives to compete for economic development opportunities, it is most important to (choose up to 3):

Answered: 1768 ; 216



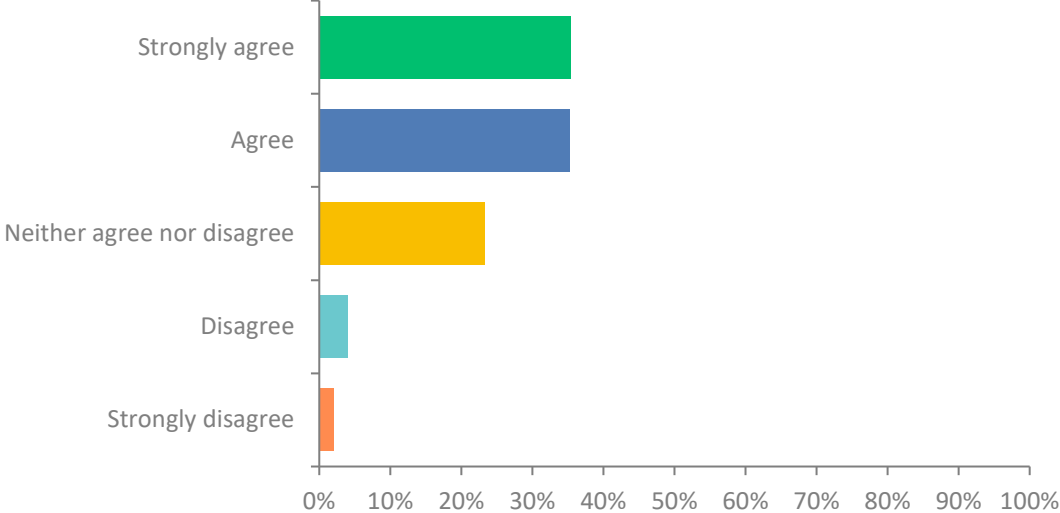
Q14: As our region strives to compete for economic development opportunities, it is most important to (choose up to 3):

Answered: 1768 ; 216

ANSWER CHOICES	RESPONSES	
Grow, develop & retain our workforce	72.85%	1288
Elevate awareness of the unique community assets available to residents of our region.	46.44%	821
Develop strategies to position this region as a global destination for investment by employers.	37.16%	657
Invest in infrastructure supportive of future economic growth needs.	72.23%	1277
Cultivate a more streamlined business-friendly atmosphere.	18.72%	331
TOTAL		4374

Q15: Local communities should invest to support zero food waste goals.

Answered: 1781 ; 203



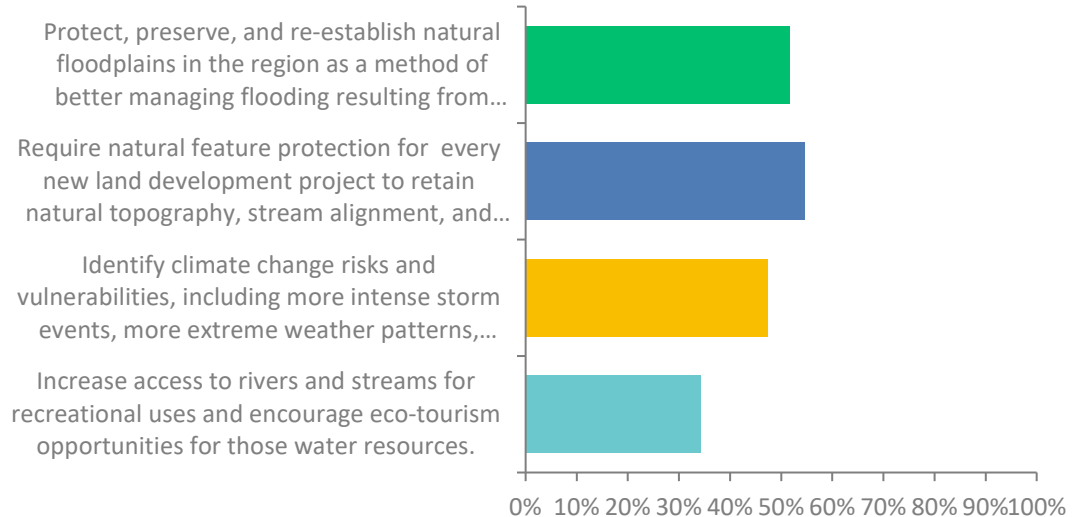
Q15: Local communities should invest to support zero food waste goals.

Answered: 1781 ; 203

ANSWER CHOICES	RESPONSES	
Strongly agree	35.43%	631
Agree	35.20%	627
Neither agree nor disagree	23.30%	415
Disagree	4.04%	72
Strongly disagree	2.02%	36
TOTAL		1781

Q16: As communities plan for the management of natural assets, it is most important to (pick up to 2):

Answered: 1761 ; 223



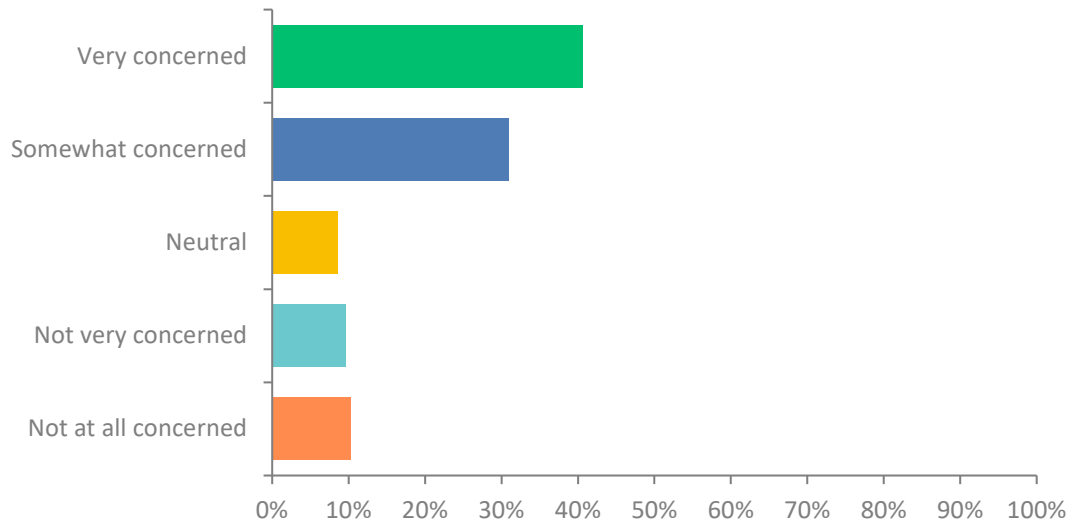
Q16: As communities plan for the management of natural assets, it is most important to (pick up to 2):

Answered: 1761 ; 223

ANSWER CHOICES	RESPONSES	
Protect, preserve, and re-establish natural floodplains in the region as a method of better managing flooding resulting from storm events.	51.79%	912
Require natural feature protection for every new land development project to retain natural topography, stream alignment, and existing tree canopy.	54.57%	961
Identify climate change risks and vulnerabilities, including more intense storm events, more extreme weather patterns, and increased summer temperatures, and plan for adaptation.	47.36%	834
Increase access to rivers and streams for recreational uses and encourage eco-tourism opportunities for those water resources.	34.24%	603

Q17: What is the degree to which you're worried that you, your family, and/or your neighbors will personally be affected by the impacts of climate change (increased summer temperatures, stronger storms) in the next 10 years?

Answered: 1770 ; 214



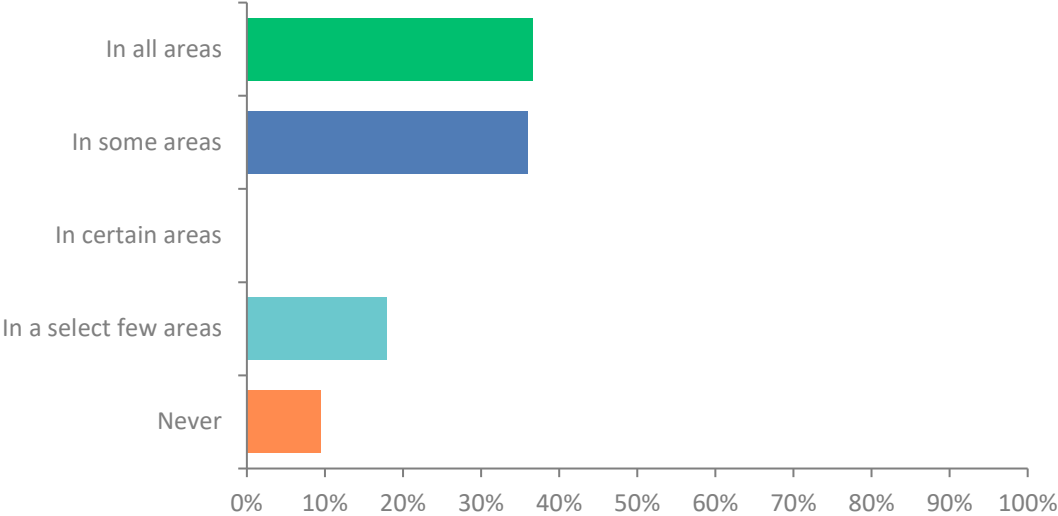
Q17: What is the degree to which you're worried that you, your family, and/or your neighbors will personally be affected by the impacts of climate change (increased summer temperatures, stronger storms) in the next 10 years?

Answered: 1770 ; 214

ANSWER CHOICES	RESPONSES	
Very concerned	40.56%	718
Somewhat concerned	30.96%	548
Neutral	8.64%	153
Not very concerned	9.60%	170
Not at all concerned	10.23%	181
TOTAL		1770

Q18: It is appropriate for local communities to encourage/seek higher residential densities when new development is being considered and approved:

Answered: 1762 ; 222



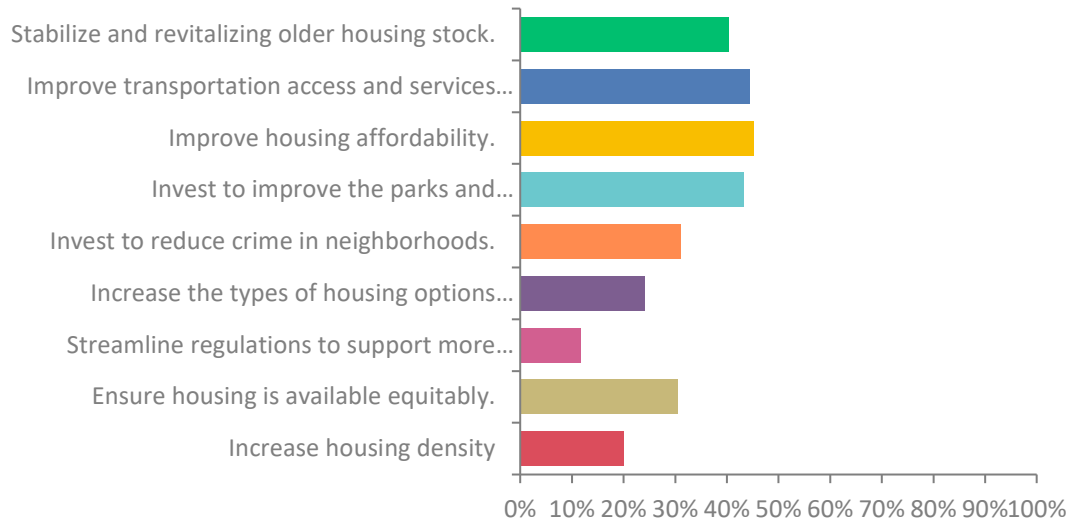
Q18: It is appropriate for local communities to encourage/seek higher residential densities when new development is being considered and approved:

Answered: 1762 ; 222

ANSWER CHOICES	RESPONSES	
In all areas	36.61%	645
In some areas	35.98%	634
In certain areas	0%	0
In a select few areas	17.93%	316
Never	9.48%	167
TOTAL		1762

Q19: As communities across the region work to support current and future housing needs, which of these are most important to you? (choose up to 3)

Answered: 1767 ; 217



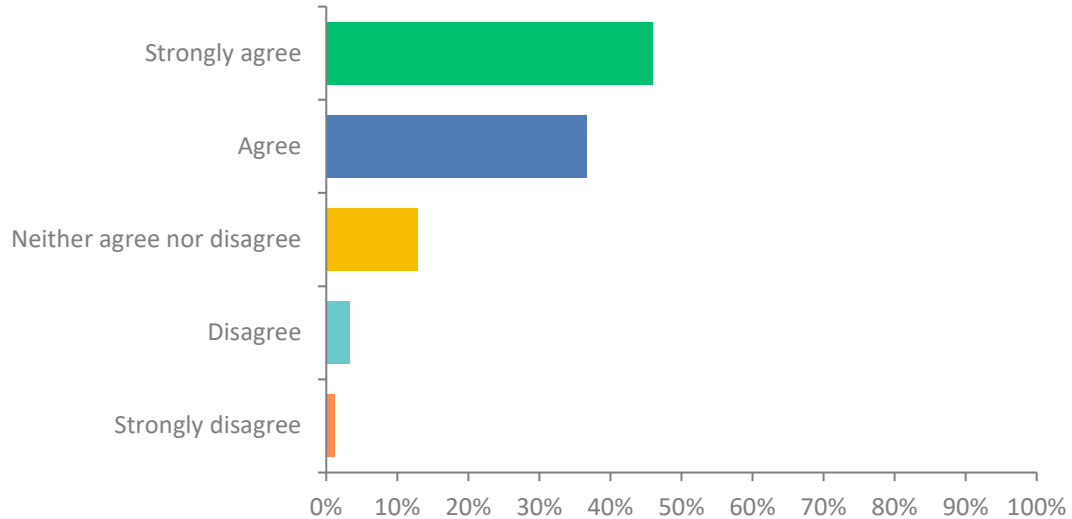
Q19: As communities across the region work to support current and future housing needs, which of these are most important to you? (choose up to 3)

Answered: 1767 ; 217

ANSWER CHOICES	RESPONSES	
Stabilize and revitalizing older housing stock.	40.29%	712
Improve transportation access and services to residential areas.	44.31%	783
Improve housing affordability.	45.27%	800
Invest to improve the parks and greenspaces in close proximity to housing.	43.24%	764
Invest to reduce crime in neighborhoods.	31.07%	549
Increase the types of housing options available in your community.	24.11%	426
Streamline regulations to support more new housing development.	11.71%	207
Ensure housing is available equitably.	30.45%	538
Increase housing density	20.03%	354
TOTAL		5133

Q20: It is appropriate for local communities to require higher than minimum standard quality, longer lasting development methods and construction materials to endure generations of users when approving new development.

Answered: 1768 ; 216



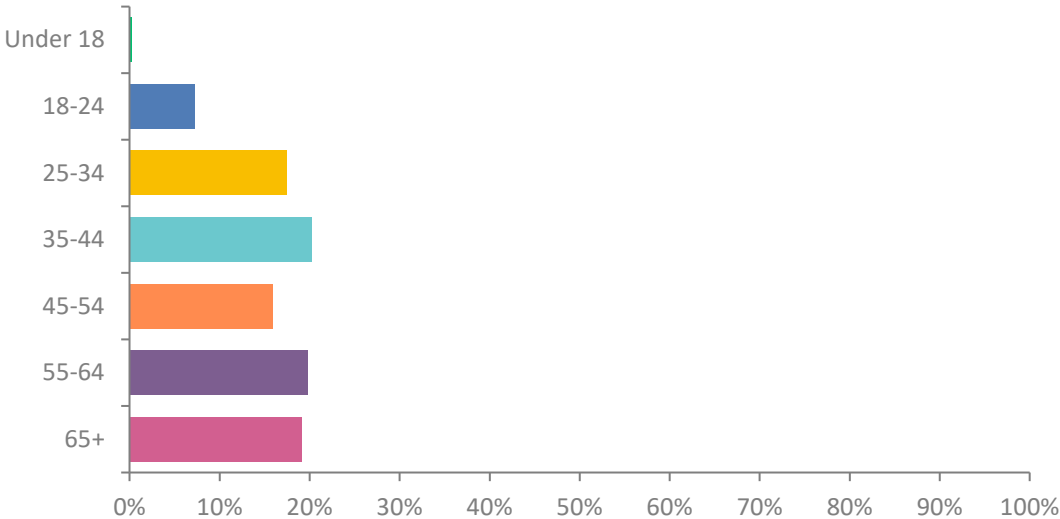
Q20: It is appropriate for local communities to require higher than minimum standard quality, longer lasting development methods and construction materials to endure generations of users when approving new development.

Answered: 1768 ; 216

ANSWER CHOICES	RESPONSES	
Strongly agree	45.93%	812
Agree	36.60%	647
Neither agree nor disagree	12.90%	228
Disagree	3.34%	59
Strongly disagree	1.24%	22
TOTAL		1768

Q21: What is your age?

Answered: 1757 ; 227



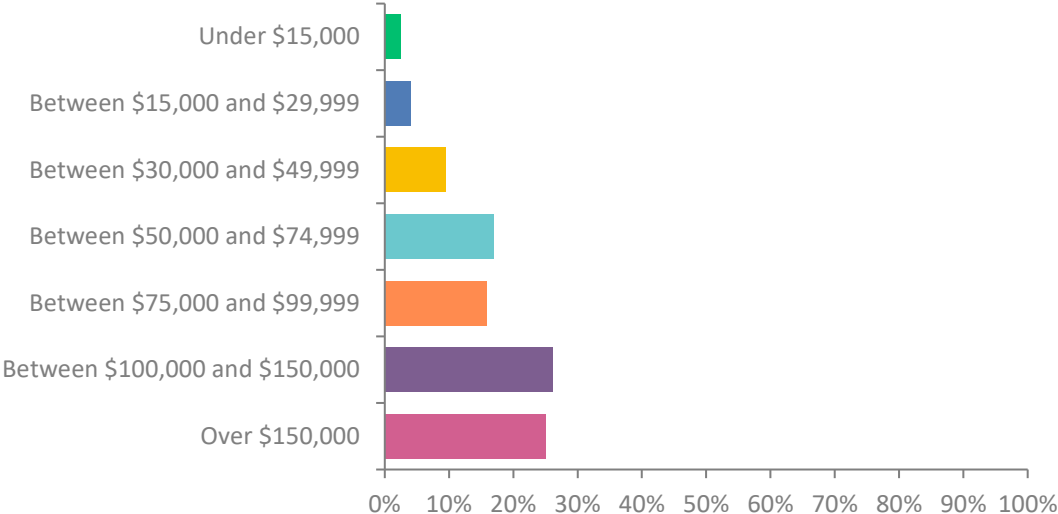
Q21: What is your age?

Answered: 1757 ; 227

ANSWER CHOICES	RESPONSES	
Under 18	0.28%	5
18-24	7.23%	127
25-34	17.47%	307
35-44	20.20%	355
45-54	15.88%	279
55-64	19.81%	348
65+	19.12%	336
TOTAL		1757

Q22: What is your household income?

Answered: 1717 ; 267



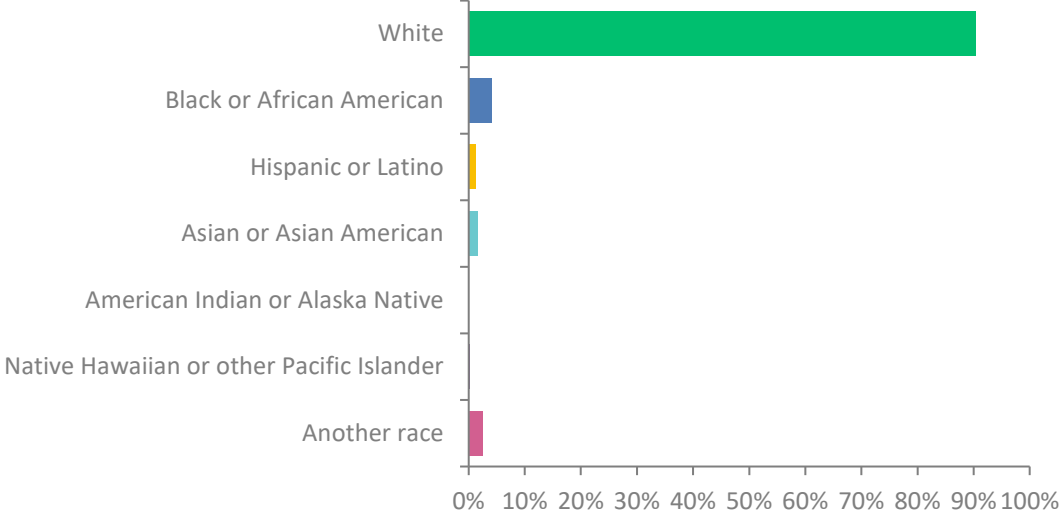
Q22: What is your household income?

Answered: 1717 ; 267

ANSWER CHOICES	RESPONSES	
Under \$15,000	2.50%	43
Between \$15,000 and \$29,999	4.08%	70
Between \$30,000 and \$49,999	9.44%	162
Between \$50,000 and \$74,999	16.89%	290
Between \$75,000 and \$99,999	15.90%	273
Between \$100,000 and \$150,000	26.15%	449
Over \$150,000	25.04%	430
TOTAL		1717

Q23: Which race or ethnicity best describes you? (Please choose only one.)

Answered: 1739 ; 245



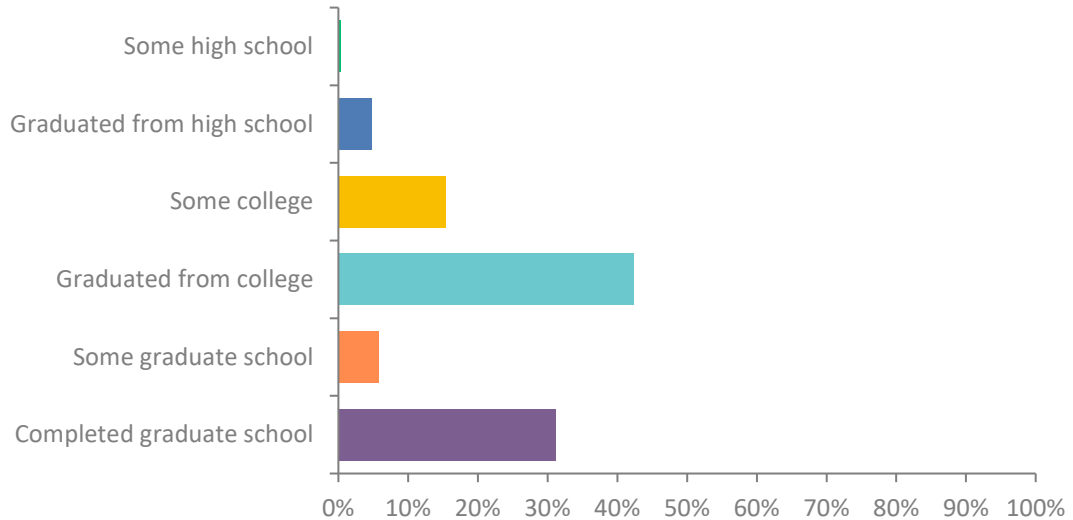
Q23: Which race or ethnicity best describes you? (Please choose only one.)

Answered: 1739 ; 245

ANSWER CHOICES	RESPONSES	
White	90.34%	1571
Black or African American	4.20%	73
Hispanic or Latino	1.21%	21
Asian or Asian American	1.55%	27
American Indian or Alaska Native	0.06%	1
Native Hawaiian or other Pacific Islander	0.12%	2
Another race	2.53%	44
TOTAL		1739

Q24: What is the highest level of education you have completed?

Answered: 1747 ; 237



Q24: What is the highest level of education you have completed?

Answered: 1747 ; 237

ANSWER CHOICES	RESPONSES	
Some high school	0.40%	7
Graduated from high school	4.81%	84
Some college	15.40%	269
Graduated from college	42.42%	741
Some graduate school	5.78%	101
Completed graduate school	31.20%	545
TOTAL		1747